



Why is EC-Council E|CIH?

The Best Incident Handling Certification
for any cybersecurity professional?

Learn About the
Key Features, Benefits, and Modules






1600+

Pages of The
Comprehensive
Student Manual



780+

Illustrated
Instructor Slides



800+

Incident Handling
and Response
Tools



125

Incident Handling
Templates,
Checklists,
And Toolkits





95+

Labs Simulating a Real-Time Environment (Covered In 22 Scenario-Based Labs)



10+

Incident Handling Playbooks and Runbooks



100%

Compliance to NICE 2.0 Framework



100%

Compliance with CREST CCIM



Covers the Latest and Largest Collection of IH&R

Templates

Tools/
Platforms

Checklists &
Toolkits

Real-Time
Case studies

Playbooks
and
Runbooks

Frameworks

Cheat
Sheets

Standards,
Laws,
and Legal
Compliance



Benefits of the Advance Lab Environment

➤ Real-Time Environment Simulation

➤ Complex and Advanced Labs

Every learning objective is demonstrated through complex and advanced labs

➤ Lab-intensive and Hands-on Approach

➤ Diverse Lab Environment

Windows, Ubuntu, Parrot Security, Pfsense Firewall, OSSIM Server, and Android

➤ Comprehensive Tools and Platforms

Forensic Softwares, Threat Intelligence Platforms, Network Monitoring Solutions, IH&R Tools, SIEM Tools & Solutions



Learn 9 Stages of the Incident Handling & Response (IH&R) Process:

1 Preparation

2 Incident Recording and Assignment

3 Incident Triage

4 Notification


5 Containment

6 Evidence Gathering and Forensic Analysis


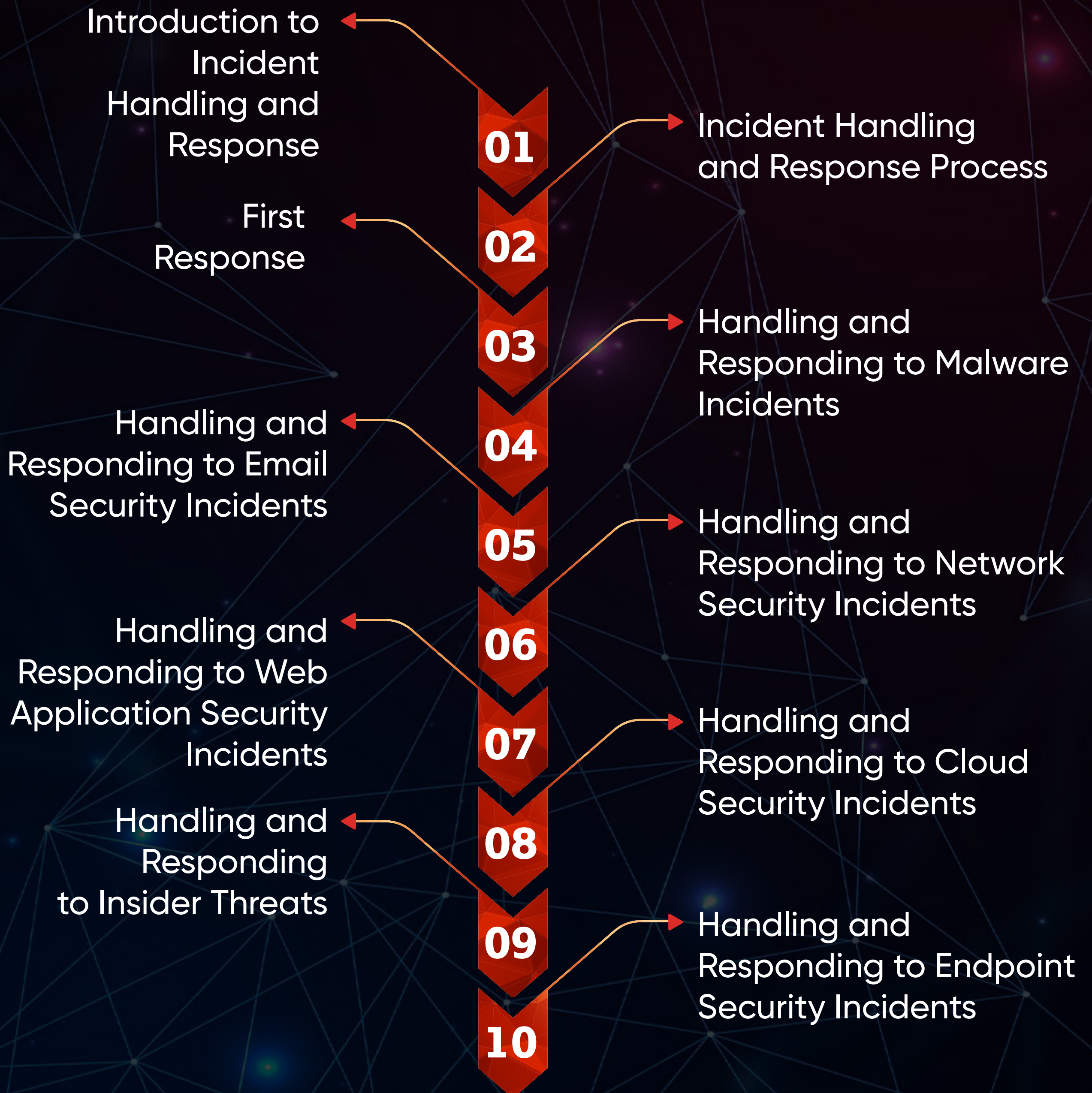
7 Eradication

8 Recovery

9 Post-Incident Activities



Modules



Become An
EC-Council
Certified Incident
Handler

E | C I H
EC-Council | Certified Incident Handler

www.eccouncil.org/ecih